



How to Enter Exhibits in Fair Entry for the Madison County Fair

Registration Opens: May 16 at 12:00 am

Registration Closes: June 15 at 11:59 pm



1. Go to <https://madison.fairentry.com>

2015 Madison County Fair

Registration is currently **Open**
Registration dates: 4/16/2015 - 7/15/2015
Exceptions may apply - View Details

Exhibitor and Staff sign-in

4Honline
4-H Enrollment and Event Registration

Sign in with 4HOnline

If you don't have a 4HOnline account, sign in with your FairEntry account:

Email

Password

2. Click 'Not in 4-H and Need a Fair Entry Account?'

If you don't have a 4HOnline account, sign in with your FairEntry account:

Email

Password

Sign in

Forgot your password?

Not in 4-H and need to create a FairEntry account?

3. Enter your e-mail address and confirm it. This will be your permanent account information, so please retain it for your records.

2015 Madison County Fair

MADISON COUNTY FAIR
Winterset, IA

Create a FairEntry Account

With this account, you will be able to register Exhibitors and Entries for this fair.

Important! If you are a 4-H member, there is no need to create a FairEntry account. Please sign in via 4HOnline instead.

Email

Confirm Email

Create Account

4. Create your account by entering an account name, phone number, and password. Once you are finished, click “Create Account”.

Account Creation

To continue with registration for this fair, please provide the following details.

Email: [change](#)

Account Name:
Example: Your last name

Phone Number:
Format: ###-###-####

Password:


- 8 characters minimum
- at least 1 digit
- at least 1 capital letter or symbol

Confirm Password:

[Create Account](#)

5. You will see a Welcome screen. Click green box to “Begin Registration”.

2015 Madison County Fair Clover



Welcome!

We noticed you haven't yet registered for the fair.

[Begin Registration](#)

6. To begin registration, select “Individual”.

2015 Madison County Fair Clover

[Exhibitors](#) [Entries](#) [Payment](#) \$0.00

Do you want to register an individual?


[Individual](#)

7. Create a new individual exhibitor by entering the youth’s first and last name, date of birth, and gender. Click “Continue” when it is complete.

New Individual Exhibitor

First Name (Required):

Last Name (Required):


Date of Birth (Required): 

Gender (Required):

8. Enter the individual exhibitor’s account information. Hit “Continue” once complete.

2015 Madison County Fair Clover

[Exhibitors](#) [Entries](#) [Payment](#) \$0.00

 **Clover, Joe**
15 years old • 1/01/2000

[Delete this Exhibitor](#)

[Personal Details](#) [Contact Info](#) [Address](#) [Questions](#) [Review](#)

Contact Info

Home Phone Number (Required):
Format: ###-###-####

Email Address (Optional):
Format: name@website.com

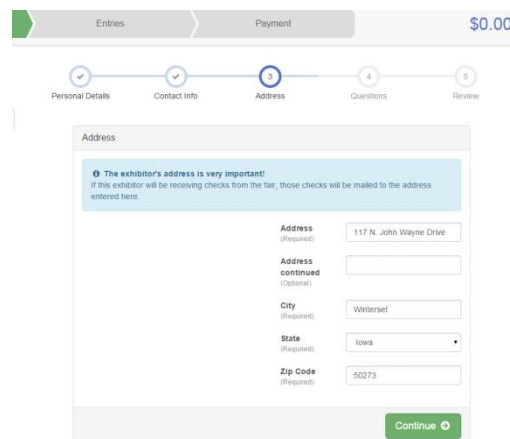
Cell Phone Number (Optional):
Format: ###-###-####

Specify your cell phone number (and cell phone provider) if you want to receive SMS Text messages about your FairEntry records.

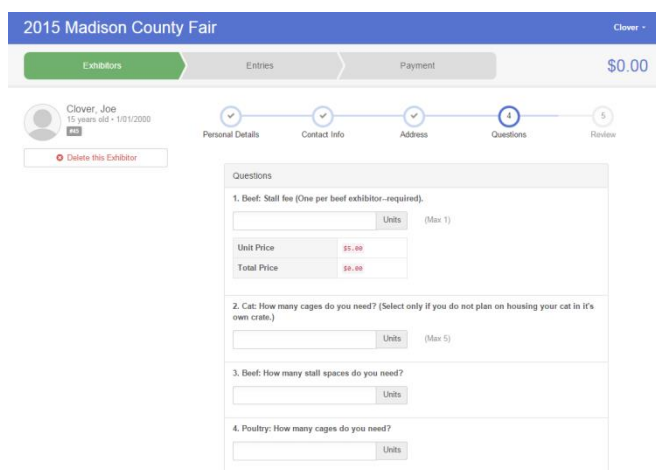
Cell Phone Carrier (Optional):

[Continue](#)

9. Enter the individual exhibitor's mailing address. This is an important step, because it is the address where your premium check will be mailed. Once the form is complete, hit "Continue."



10. A page showing questions about your fair plans will appear. Please answer them based on the projects you plan to exhibit at the fair.



11. You will be asked to review the exhibitor's registration. Please verify that the information is correct before proceeding. If there is incorrect information, please go back and edit. If the information is correct, hit the green "Continue to Entries" button.



Entries Tab

12. To add an entry to this exhibitor, click the green “Add an Entry” button.

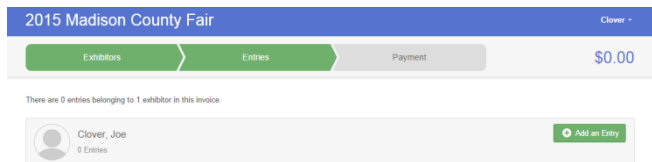
13. Select the department you wish to enter by clicking the green “Select” button.

For more information about each department, check out the Madison County Fair Book at www.madisoncountyfair.net

14. Select the Division you wish to enter from the list provided by clicking the green “Select” button.

15. Select the class you wish to enter from the list provided by clicking the green “Select” button.

16. Verify that your selections are correct, then click “Continue” to proceed with the entry process.



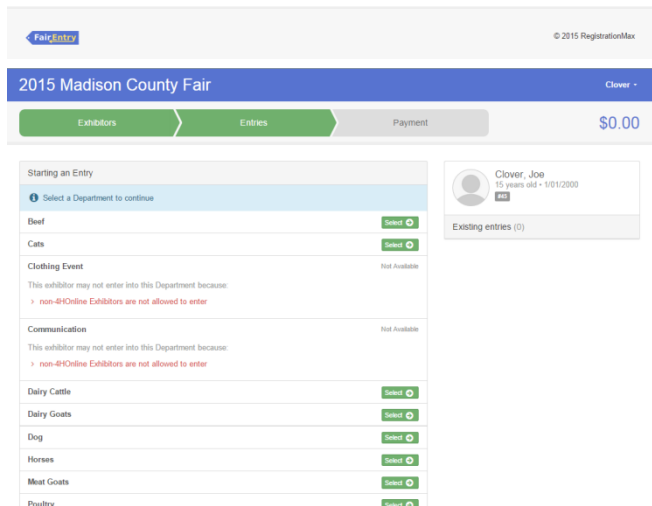
2015 Madison County Fair

Exhibitors Entries Payment \$0.00

There are 0 entries belonging to 1 exhibitor in this invoice.

Clover, Joe
0 Entries

Add an Entry



2015 Madison County Fair

Exhibitors Entries Payment \$0.00

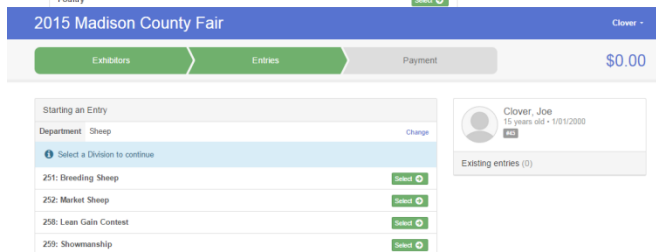
Starting an Entry

Select a Department to continue

Beef	Select
Cats	Select
Clothing Event	Not Available
This exhibitor may not enter into this Department because: non-4H/Online Exhibitors are not allowed to enter	
Communication	Not Available
This exhibitor may not enter into this Department because: non-4H/Online Exhibitors are not allowed to enter	
Dairy Cattle	Select
Dairy Goats	Select
Dog	Select
Horses	Select
Meat Goats	Select
Poultry	Select

Clover, Joe
15 years old • 1/01/2000

Existing entries (0)



2015 Madison County Fair

Exhibitors Entries Payment \$0.00

Starting an Entry

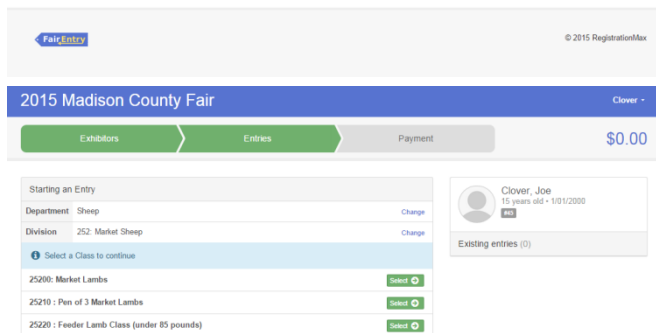
Department: Sheep **Change**

Select a Division to continue

251: Breeding Sheep	Select
252: Market Sheep	Select
258: Lean Gals Contest	Select
259: Showmanship	Select

Clover, Joe
15 years old • 1/01/2000

Existing entries (0)



2015 Madison County Fair

Exhibitors Entries Payment \$0.00

Starting an Entry

Department: Sheep **Change**

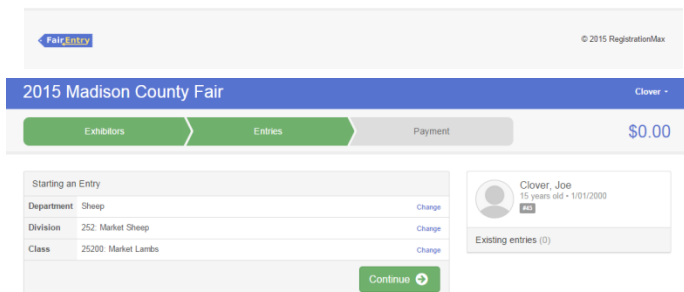
Division: 252: Market Sheep **Change**

Select a Class to continue

25200: Market Lambs	Select
25210: Pen of 3 Market Lambs	Select
25220: Feeder Lamb Class (under 85 pounds)	Select

Clover, Joe
15 years old • 1/01/2000

Existing entries (0)



2015 Madison County Fair

Exhibitors Entries Payment \$0.00

Starting an Entry

Department: Sheep **Change**

Division: 252: Market Sheep **Change**

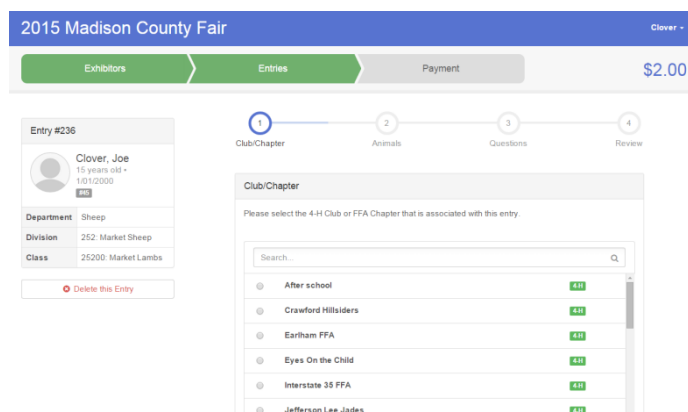
Class: 25200: Market Lambs **Change**

Continue

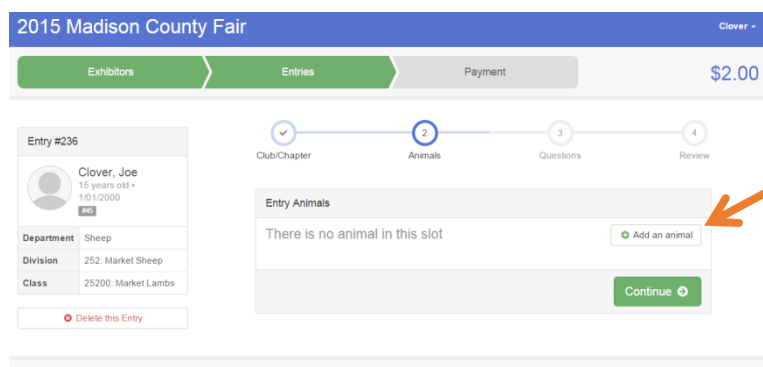
Clover, Joe
15 years old • 1/01/2000

Existing entries (0)

17. Select the FFA Chapter you belong to from the provided list. If you find that your chapter is not listed, please contact Jennie at the ISU Extension and Outreach office at 515-462-1001 or hargrove@iastate.edu



18. You are prompted to “Add an Animal to Slot”. Please select the “Add an Animal” button to continue.



19. A box will come up asking if you want to select an existing animal or create an animal record. Choose “Enter a New Animal Record”.

You will need copies of any Animal ID Forms you have turned in to the Extension office to complete this step. **Reminder: Animal ID's are due to the Extension Office by May 15.**

Adding an Animal

≡ Choose an Existing Animal Record

OR

✎ Enter a New Animal Record

Adding a New Animal

Animal Type

Cancel

Create and Add Animal



20. Select the animal type from the drop-down list. This is limited to the accepted animal types for the class selected in previous steps.

Once you have selected the animal type (ie: Sheep Weighed-In, Swine Weighed-In, Beef Not Weighed-In), the required information for that specific animal (to be shown in the selected class) will need to be entered.

Please use the information you have provided the Extension Office on Animal ID Sheets or Weigh-In Sheets when completing this portion. Animals that have not had their ID Sheets returned to the ISU Extension Office by the May 15th deadline will be rejected.

Once the entry is complete, click green “Create and Add Animal” box.

Note: Substitute animals can be used at the County Fair, so these selections are not final. All properly identified animals are eligible to exhibit at county fair.

Adding a New Animal

Animal Type	<div style="border: 1px solid #ccc; padding: 2px; display: inline-block;">Sheep (Weigh-in)</div>
Weigh-in Date *	<div style="border: 1px solid #ccc; padding: 2px; display: inline-block;"></div>
Tag (include county no.) *	<div style="border: 1px solid #ccc; padding: 2px; display: inline-block;"></div>
Tag Color *	<div style="border: 1px solid #ccc; padding: 2px; display: inline-block;"></div>
Scrapie Tag (does only)	<div style="border: 1px solid #ccc; padding: 2px; display: inline-block;"></div>
Beg. Wt.	<div style="border: 1px solid #ccc; padding: 2px; display: inline-block;"></div>
Sex *	<input type="radio"/> Male <input type="radio"/> Female
Birthdate (ewes)	<div style="border: 1px solid #ccc; padding: 2px; display: inline-block;"></div>
Breed	<div style="border: 1px solid #ccc; padding: 2px; display: inline-block;"></div>

21. Please verify that the information you have entered for the class you have chosen is correct. If it is incorrect, please edit your entry. If it is correct, please select the green “Continue” box.

2015 Madison County Fair

Exhibitors
Entries
Payment
\$2.00

Entry #236

Clover, Joe
15 years old • 1/11/2000

Department	Sheep
Division	252: Market Sheep
Class	25200: Market Lambs

Delete this Entry

Club/Chapter
2
Questions
Review

Entry Animals

	Remove From Entry	Identifier (Tag)	61-400
	Edit Animal Details	Animal Type	Sheep (Weigh-in)
		Weigh-in Date	4/25/2015
		DNA (if S&B)	
		Retinal Images	
		Tag (include county no.)	61-400
		Tag Color	Green
		Ear	
		Scrapie Tag (does only)	
		Beg. Wt.	74
		Sex	Male
		Birthdate (ewes)	
		Breed	
		Add Information	

Continue

22. Please answer any questions you are prompted with. Also, you may be prompted to enter other classes. Please follow the instructions, if any are given. When you are finished, please click the green “Continue” button.

2015 Madison County Fair

Exhibitors
Entries
Payment
\$2.00

Entry #236

Clover, Joe
15 years old • 1/11/2000

Department	Sheep
Division	252: Market Sheep
Class	25200: Market Lambs

Delete this Entry

Club/Chapter
3
Questions
Review

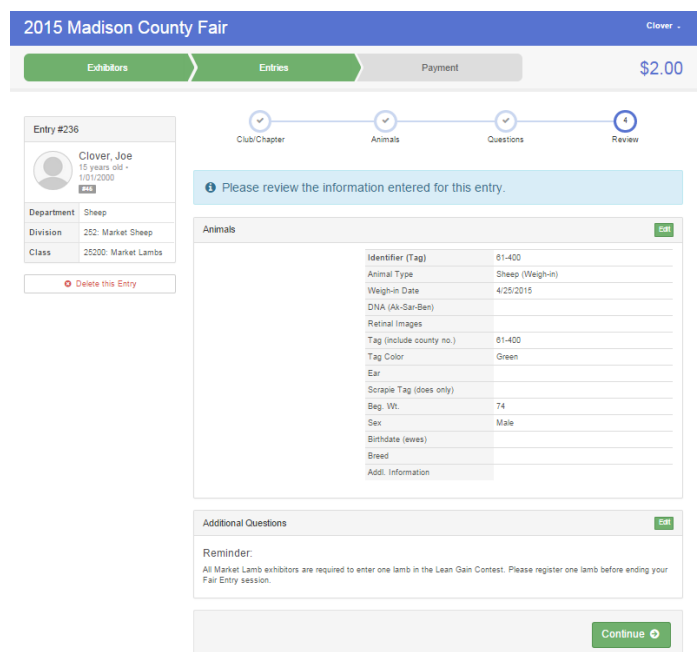
Questions

Reminder:

All Market Lamb exhibitors are required to enter one lamb in the Lean Gain Contest. Please register one lamb before ending your Fair Entry session.

Continue

23. Please review your entry. If it is incorrect, please go back and edit. If it is correct, please hit the green “Continue” button.



2015 Madison County Fair

Exhibitors Entries Payment \$2.00

Entry #236

Clover, Joe
15 years old • 1/01/2000

Department: Sheep
Division: 252: Market Sheep
Class: 25200: Market Lambs

Delete this Entry

Club/Chapter Animals Questions Review

Please review the information entered for this entry.

Animals

Identifier (Tag)	61-400
Animal Type	Sheep (Weigh-in)
Weigh-in Date	4/25/2015
DNA (AA-San-Ben)	
Retinal Images	
Tag (include county no.)	61-400
Tag Color	Green
Ear	
Scrapie Tag (does only)	
Beg. Wt.	74
Sex	Male
Birthdate (ewes)	
Breed	
Add. Information	

Additional Questions

Reminder:
All Market Lamb exhibitors are required to enter one lamb in the Lean Gain Contest. Please register one lamb before ending your Fair Entry session.

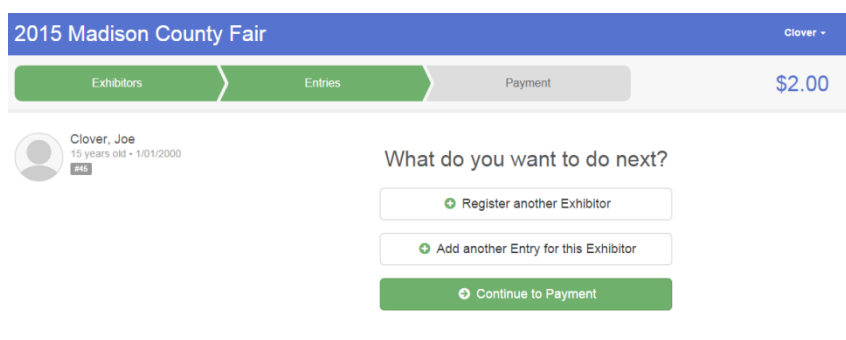
Continue

24. You have successfully completed one entry. You are then prompted with three options: Register another exhibitor (ie: a sibling), Add another Entry for this Exhibitor, or Continue to Payment.

If you wish to complete another entry, go back to step 12 and begin again from there.

If you wish to Register another exhibitor, go back to step 7 and begin again from there.

If you wish to proceed to payment, go to step 25.



2015 Madison County Fair

Exhibitors Entries Payment \$2.00

Clover, Joe
15 years old • 1/01/2000

What do you want to do next?

Register another Exhibitor

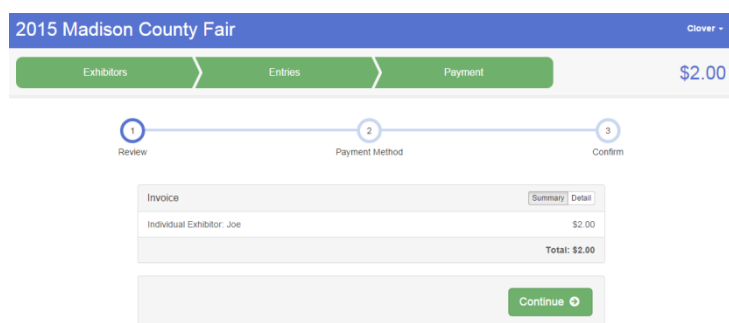
Add another Entry for this Exhibitor

Continue to Payment

Payment Process

25. Review your invoice to make sure it is correct. If there are any errors, please contact Jennie at the Extension office.

If your Invoice is correct, please hit the green “Continue” button.



2015 Madison County Fair

Exhibitors Entries Payment \$2.00

Review Payment Method Confirm

Invoice

Individual Exhibitor: Joe	\$2.00
Total:	\$2.00

Continue



26. Select whether you want to pay by credit card or by check. All payments go directly to the Madison County Fair Board.

If you choose to pay by credit card, you will be prompted to “Add a Credit Card”. Complete the form, providing the required information. Payments are processed by Stripe and will appear as a charge to MadisonCountyFair.net.

If you choose to pay by check, you will be given instructions. Please make checks payable to “Madison County Fair”. You can drop them off or mail them to the ISU Extension Office, 117 N. John Wayne Drive, Winterset, IA 50273. Please print a copy of your invoice and include it with the check.

27. Once you have completed your payment selection, you will confirm your entry one last time. If everything is correct, select the green “Submit” button.

Note: Once you have hit submit, you cannot edit your entry.

28. You will receive a “Thanks!” message. You can choose the button to “Visit Dashboard” to see your entry. You can view the entry summary or details from the Dashboard Screen. Please print us an invoice from here if you chose to pay by check.

Success! You have entered for the Madison County Fair.

2015 Madison County Fair

Exhibitors > Entries > Payment \$2.00

Review Payment Method Confirm

One last step!
Agree to the terms below and press submit.

After you Submit

- Records will be locked to editing, awaiting manager approval
- Your credit card will not be charged until a manager approves the records
- If the manager does not approve all the records, the amount charged to the credit card may be less than the amount cited here.

Payment Total

\$2.00
By Check

Instructions to Pay by Check

Please make checks payable to "Madison County Fair" for the amount of your invoice. Please print your invoice and include it with payment.

Mail checks to:
Madison County Extension and Outreach
117 N. John Wayne Drive
Winterset, IA 50273

If you have questions, contact Jennie Hargrove at 515-462-1001.

[Submit](#)

2015 Madison County Fair

Thanks!

Thank you for participating in 2015 Madison County Fair.

An email confirmation of your submission has been sent.
If the fair management finds any issues with your registration, you will receive another email.

[Visit Dashboard](#) [Sign out](#)

FairEntry